

## CHIMNEYS AND COOLING TOWERS

### Chimney design capabilities such as:

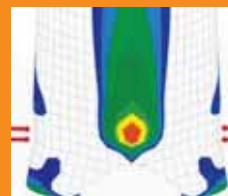


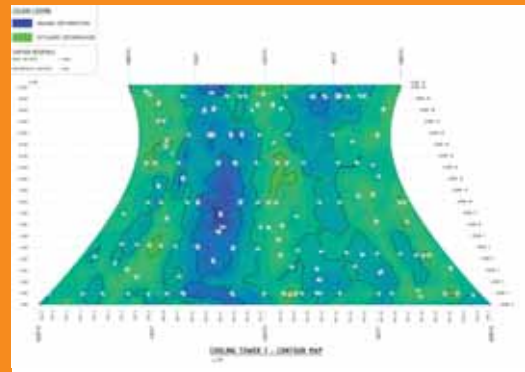
- Draught calculations
- Interspace ventilation calculations
- Natural frequencies
- Foundations
- Windshield
- Supporting platforms
- Brick and steel flue linings
- Steel ducts

### Cooling Tower design capabilities including:

- Shell
- External columns and internal support structure
- Foundations
- Water pond

### For both structures we also provide the following:

- Independent design reviews
- Forensic investigations and analysis
- Inspections and investigations
- Life expectancy studies



Engineered  
to Excel

Tel: (012) 361 3629 Fax: (012) 361 3525 E-mail: info@nyeleti.co.za

[www.nyeleti.co.za](http://www.nyeleti.co.za)